

त्रि. वि.द्वारा सम्बन्धन प्राप्त

सिस्ने शिक्षा क्याम्पस



रुकुमकोट, रुकुम पूर्व

संस्था: २०६४

लुम्बिनी प्रदेश, नेपाल

प.स.: ०८१/८२

च. नं.: १६८

मिति: २०८२/०१/३०

श्री प्रमुखज्यू,
डिजिटलाइजेशन शाखा,
विश्वविद्यालय अनुदान आयोग, सानोठिमी, भक्तपुर ।

विषय: प्रगति प्रतिवेदन पेश गरिएको सम्बन्धमा ।

प्रस्तुत विषयमा विश्वविद्यालय अनुदान आयोग भक्तपुरको NEHP अन्तर्गत "Extended Digitalization of Higher Education DLI6" मा सिस्ने शिक्षा क्याम्पस रुकुम पूर्व पनि छनौटमा परेकाले युजिसी निर्देशिका अनुसार तोकिएको कार्य सम्पन्न गरि "Digital Capacity Develop Training" र "Strengthen Web Based HEMIS" को प्रगति प्रतिवेदन तयार गरि आवश्यक कागजात सहित पेश गरिएको व्यहोरा जानकारीका लागि अनुरोध छ ।

तीव्र गौतम

क्याम्पस प्रमुख
क्याम्पस प्रमुख

Progress Report on Campus Digitalization Performance Grants Indicator: Strengthening Web-based HEMIS

Under UGC NEHEP Extending Digitalization of Higher Education (DLI-6)

Date 2022/01/30

Name of Campuses:	<u>Sisne Shiksha Campus</u>
Address:	<u>Sisne Road Municipality- S. Rukumkot, Rukum East</u>
Website Address:	<u>sisnecampus.edu.np.</u>
HEMIS Link:	<u>hemis.sisnecampus.edu.np.</u>
Published HEMIS Report Digital Copy Link in Website	
Indicator:	Strengthening Web-based HEMIS :

Activities. Campus HEMIS establishment with online Data Entry and Reporting as UGC suggested Format:

Has Campus established dynamic full functional website and kept link of HEMIS other useful softwares in website (Y/N) Yes

Has Campus established web based HEMIS software as UGC suggested Technology, Structure and Guidelines (Y/N) Yes

Campus HEMIS has standard online Data entry, report structure and compatible software system with UGC HEMIS (Y/N) Yes

Has Campus HEMIS integrated with University HEMIS to UGC HEMIS system including with provision of online data reportingn automatically..... (Y/N) Yes

Has Campus completed their recent academic data entry and generating executive reports through HEMIS system and campus HEMIS based online data reporting to University and UGC HEMIS (Y/N) Yes

Has Campus their HEMIS login credential (Superadmin, Normal user name, password etc) (Y/N) Yes

Has Campus successfully prepared and published HEMIS report based on their HEMIS reporting module and kept in website (Y/N) Yes

Has campus taken their official Website Domain, HEMIS Sub domain and

Campus HEMIS hosted from Yes

Necessary System and Documents Check List:	Attached (Y/N)
1. Cover Letter For Requesting Grants	<u>Yes</u>
2. Campus Published HEMIS Report Digital Copy in Website and send to UGC email	<u>Yes</u>
3. UGC attested document about Campus HEMIS integration and online successfull data reporting to University and UGC HEMIS.	<u>Yes</u>

Prepared By:.....

IT/EMIS Staff
 Name: Sumira Gautam
 Position: Asst. Accountant
 Email: sumiragautam2050@gmail.com
 Mobile no: 9741856418
 Signature: _____

Verified and Approved By:.....

Campus Chief
 Name: Tejra Gautam
 Position: Campus Chief
 Email: tejra.gautam41@gmail.com
 Mobile no: 9841415570
 Signature: _____



Tejra Gautam
 Campus Chief



Sisne Education Campus
Sisne Rural Municipality, Rukum (East)

FACT SHEET

General Information of Campus

Campus Name: Sisne Education Campus
Affiliating University: Tribhuvan University(TU)
Address: Sisne, Rukumkot, Rukum East
Province: Lumbini, **District:** Rukum (East)
Local Level: Sisne Rural Municipality
Campus Phone/Email: 088413062 / sisnecampus2007@gmail.com

Campus Chief Name: Tibra Gautam
Campus Chief Contact No: 9841115570, 088413062
Campus Chief Email: sisnecampus2007@gmail.com
Landline Phone:
Focal Person: Tibra Gautam
Focal Person Email/Phone: sisnecampus2007@gmail.com / 9841115570

Offered Faculty and Programs

Faculty:
a). Education
Level:
a). Bachelor b). Master
Offered Programs:
a). Bachelor in Education b). Master in Education



(Signature)
Campus Chief

Summary Report of Enrolled Students

S.No.	Program	Level	Gender		
			Male	Female	Total
1	Bachelor in Education	Bachelor	93	215	308
2	Master in Education	Master	36	34	70
Total			129	249	378

Summary Report of Teaching Staff by Gender

S.No.	Post	Gender		
		Male	Female	Total
1	Professor	0	0	0

S.No.	Post	Gender		
		Male	Female	Total
2	Reader	0	0	0
3	Lecturer	1	0	1
4	Asst. Lecturer	10	1	11
5	Instructor/Teaching Assistant	0	0	0
6	Other	0	0	0
Grand Total		11	1	12

Summary Report of Non-Teaching Staff by Gender

S.No.	Post	Gender		
		Male	Female	Total
1	Ass. Accountant	1	0	1
2	Peon	1	0	1
Grand Total		2	0	2

.....
Campus Chief

Campus Chief



.....
UGC Representative

Report on Higher Education 2081/082 B.S (2024/025 A.D.)
Sisne Shiksha Campus, Nepal

HIGHER EDUCATION MANAGEMENT INFORMATION SYSTEM
(HEMIS)



UNIVERSITY GRANTS COMMISSION (UGC)

Sanothimi, bhaktapur
[Https://ugcnepal.edu.np](https://ugcnepal.edu.np)



Prepared by:

Sisne Shiksha Campus

Sisne Rural Municipality -5,
Rukum East Districts

Contact No.: +977-9848045851

Email: sisnecampus2007@gmail.com

FOREWORD

The development of the Higher Education Management Information System (HEMIS) marks a significant step toward institutionalizing evidence-based planning and transparent reporting within Nepal's higher education framework. Sisne Shiksha Campus is pleased to present this HEMIS report for the fiscal year **2081/082 B.S. (2024/025 A.D.)**, which aligns with the goals and guidelines set by the **University Grants Commission (UGC)**.

The HEMIS initiative plays a vital role in ensuring data-driven decisions by offering standardized tools for data entry, analysis, and publication. It is part of a larger national movement towards accountability, equity, and quality in higher education. This report captures comprehensive data on student enrollment, faculty composition, graduation rates, dropout trends, gender parity, and institutional staffing. The indicators and information compiled here are essential not only for internal assessments but also for facilitating UGC's policy implementation and grant allocation processes.

The report has been prepared based on collaborative efforts among campus administration, program coordinators, faculty members, and technical personnel. The commitment and diligence of all involved parties have enabled us to present a robust dataset that reflects the current academic and administrative realities of our campus.

However, we would like to acknowledge that this data is part of an evolving system. **As we continue to improve data accuracy and completeness, some figures in this report may be subject to updates or revisions.** Despite this, we believe this report provides a meaningful and credible basis for institutional review and strategic planning.

We appreciate the UGC for its unwavering support, technical guidance, and for creating the HEMIS framework that encourages higher education institutions to foster a culture of evidence-based management. We are confident that this report will contribute to broader goals of transparency, accountability, and continuous improvement in Nepal's higher education sector.



Tibra Gautam

Campus Chief

ACKNOWLEDGEMENT

This report has been prepared based on the data collected through the Higher Education Management Information System (HEMIS) at Sisne Shiksha Campus. We acknowledge the valuable guidance and support provided by the **University Grants Commission (UGC), Sanothimi, Bhaktapur**, throughout the entire process. UGC's technical advice and encouragement have been instrumental in the completion of this report.

We would like to express our heartfelt appreciation to the **Campus Chief, Mr. Teebra Gautam**, for his leadership and coordination in ensuring the timely and accurate submission of data. Special thanks also go to all faculty heads, administrative staff, and program coordinators who contributed to the data collection, validation, and entry processes.

Sincere gratitude is extended to the **teaching and non-teaching staff** for their collaboration and support during the preparation of the HEMIS report. Their active participation in providing accurate academic and administrative data has significantly enhanced the quality and reliability of this document.

We also acknowledge the effort of the **HEMIS technical support team of Debug Soft Pvt. Ltd** for their assistance in resolving software-related issues and ensuring smooth data processing. The role of student enrollment officers and exam section staff in supplying timely and verifiable data is highly appreciated. We would like to extend our heartfelt **thanks to Mr. Hikmat Rokaya (IT Expert, UGC)** for his valuable support and advice throughout the preparation of this report. His guidance has been instrumental in enhancing the quality and structure of the data and documentation process.

We would like to note that **the data presented in this report may not be fully accurate**, as it is currently being compiled, processed, and refined. This report reflects our best efforts based on the available information at the time of preparation, and we appreciate the understanding of readers regarding any inadvertent discrepancies.

Sisne Shiksha Campus

Sisne R.M, Rukum East



Contents

List of Table.....	2
List of Figure.....	3
Section 1: Introduction	12
1. Institutional Information.....	0
1.1. About Reports	0
Section 2: Campus level, Program, Faculty	1
2. Academic Programs.....	0
Section 3: Student Enrolment	1
3. Student Enrolment.....	2
3.1. Student Enrollment/Registration Detail.....	2
3.2. Total number of students by faculty, level, program, and gender	3
3.3. Total students by faculty, level, program, and ethnicity.....	3
3.4. Total number of students by program and gender	4
3.5. Total students by program, ethnicity, and gender	5
3.6. Number of students by faculty and gender	5
3.7. Students by level and Gender.....	6
3.8. Student Enrollment by Age Group	7
3.9. Students by province, ethnicity, and gender.....	Error! Bookmark not defined. 7
Section 4: Pass Rate.....	8
4. Student appeared in the exam and passed rate.....	9
Section 5: Graduate and Dropout Information	10
5. Student's graduation and dropout information.....	11
5.1. Number of graduated students by fiscal year	11
5.2. Number of graduated students by ethnicity.....	11
5.3. Dropout.....	12
5.4. Number of students dropout by last 5 years.....	12
Section 6: Gender Parity Index (GPI)	13
6. Gender Parity Index	14
6.1. Overall GPI in Enrollment Record.....	14
Section 8: Teachers and Staff.....	15
7. Teaching and Non-Teaching Staff.....	16
7.1. Teaching Staff.....	16
7.1.1. Total number of teachers by their Teaching faculty in the college.....	16
7.1.2. Total number of teachers and Staff by position, job type and gender.....	17

7.1.3. Teaching staff according to their qualification.....	17
7.2. Non-teaching Staff.....	18
7.2.1. Non-teaching staff according to their position	18
7.2.2. Non-teaching staff by Section	18
Section 9: Student-Teacher Ratios	19
8. About Student-Teacher Ratios	20
8.1. Student-Teacher Ratios on Campus.....	20
Section 10: Recent Trends (Enrollment, Graduates, Pass Rates, and Financing).....	21
9. Student Enrollment Trends	22
9.1. Student Graduates Trends.....	22
9.2. Financing	22
Section 11: Annex Summary	25
10. Enrollment by Level, Faculty, Program, Gender and caste ethnicity.....	26
11. Students Enrollment by Region (Mountain, Hill and Terai).....	26




List of Table

Table 1: Level, Faculty and Programs.....	0
Table 2. Total number of students by Faculty and gender	3
Table 3. Total number of students by Faculty and ethnicity	3
Table 4. Total number of students by Program, ethnicity, and gender	5
Table 5: Total number of students by District, ethnicity, and gender.....	6
Table 6. Students by province, ethnicity and gender	7
Table 7: Students' pass rate by program	9
Table 8: Number of graduated students by Gender	11
Table 9: Total number of graduated Students by Faculty, program, gender and Caste Ethnicity	11
Table 13: Total number of teaching staff by position, job type and gender	17
Table 14: Teaching staff according to their qualification	Error! Bookmark not defined.
Table 15. Teachers by their teaching faculty in the campus	Error! Bookmark not defined.
Table 16: Teachers according to their position	Error! Bookmark not defined.
Table 17: Teachers by Departments	Error! Bookmark not defined.
Table 18. Non-teaching staffs according to their position	18
Table 17. Non-teaching staff by Section	18
Table 18. Total number of Non-teaching Staff by ethnicity and gender	Error! Bookmark not defined.
Table 19: Total number of Non-teaching Staff by position, Job Type and gender	Error! Bookmark not defined.
Table 20: Student-Teacher Ratios in the Campus.....	20
Table 21: Students Enrollment by Region (Mountain, Hill and Terai)	26




List of Figure

Figure 1: Students enrollment details.....	2
Figure 2: Total number of students by Program and Gender	4
Figure 3: Total number of students by faculty.....	5
Figure 4: Total number of students by level and gender.....	6
Figure 5: Student Enrollment Trends since 2077/078- 2081/082	22
Figure 6: Graduation trends	22



EXECUTIVE SUMMARY

This HEMIS (Higher Education Management Information System) report, prepared by Sisne Shiksha Campus, presents a comprehensive overview of the institution's academic, administrative, and demographic data for the fiscal year 2081/082 B.S. (2024/25 A.D.). The report has been compiled in alignment with the guidelines provided by the University Grants Commission (UGC), with the objective of promoting data-driven decision-making, transparency, and accountability within Nepal's higher education system.

Sisne Shiksha Campus, established in 2064 B.S. and affiliated with Tribhuvan University, offers Bachelor's and Master's programs in Education. As of the reporting year, the campus has a total student enrollment of 378, with a significant gender imbalance favoring female students (249 females vs. 129 males). The Faculty of Education houses the majority of students (249), followed by the Faculty of Management (129). Ethnic diversity is reflected in the enrollment, with notable representation from Chhetri, Janajati, Brahmin, Tharu and Dalit and others communities.

The Gender Parity Index (GPI) stands at a high 1.93, indicating a predominance of female students, particularly in Education programs. The age distribution of students shows the majority fall between the ages of 18-27, with students from major provinces.

Academic performance shows room for improvement. In the fiscal year 2080/081, the campus reported a pass rate of only 81.08%, with Education outperforming. Graduation data indicates a fluctuating trend, and dropout analysis over the last five years shows 212 students leaving before program completion.

The faculty team consists of 12 teaching staff (11 males, 1 female), all holding at least a Master's degree, and 2 non-teaching staff members. The student-teacher ratio stands at 31.05 in Education—relatively manageable figures, although slightly higher than ideal benchmarks.

Despite some data limitations due to ongoing updates in the HEMIS system, this report offers a reliable foundation for institutional assessment, strategic planning, and informed policy decisions. Sisne Shiksha Campus remains committed to improving data accuracy and strengthening academic quality through continuous engagement with the UGC's digitalization initiatives.

This report reflects Sisne Campus's active participation in fostering a culture of evidence-based management and is a step toward enhancing the overall standards and effectiveness of higher education in Nepal.



ABBREVIATION

CDN	Content Delivery Network
DERs	Digital Educational Resources
DNF	Digital Nepal Framework
DaaS	Device as a Service
HEMIS	Higher Educational Management Information System
GoN	Government of Nepal
HEIs	Higher Educational Institutions
HEMIS	Higher Education Management Information System
ICT	Information and Communication Technology
IoT	Internet of Things
M&E	Monitoring and Evaluation
MOEST	Ministry of Education, Science and Technology
MOHP	Ministry of Health and Population
MP	Master Plan
NEHEP	Nurturing Excellence in Higher Education Program
NHEP	National Higher Education Program
OER	Open Education Resources
RA	Result Areas
SDGs	Sustainable Development Goals
SOPG	Standards, Operational Policies and Guidelines
SaaS	Software as a Service
TU	Tribhuvan University
UGC	University Grants Commission
VLE	Virtual Learning Environment
VR	Virtual Reality



Section 1: Introduction



1. Institutional Information

Campus Name:	Sisne Shiksha Campus
Address:	Sisne Rural Municipality -5, Rukum East
Contact No.:	081590485, 9848045851
Email:	sisnecampus2007@gmail.com
Website/ URL:	https://sisnecampus.edu.np
Chair person:	Harikrishna Gautam
Contact Person:	Teebra Gautam
Post:	Campus chief
Est. Date:	2064
Affiliation:	Tribhuvan University
Level:	Master and Bachelor
Program:	Bachelor in Education , Master in Education
Subjects:	Education, English, Nepali, Health, Population Education and Education Planning & Management

Sisne Shiksha Campus, established in 2064 B.S., is located a Sisne Rural Municipality -5, Rukum East District, Nepal. Affiliated to Tribhuvan University, the campus offers both Bachelor and Master level programs in Education. The academic programs include bachelor's in education (B.Ed.), and master's in education (M.Ed.).

The campus is chaired by Harikrishna Gautam, Teebra Gautam serving as the Campus Chief. For more information, the campus can be contacted at +977 9841115570/ 088-413062, via email at sisnecampus2007@gmail.com, or through their website <https://sisnecampus.edu.np>.

1.1.About Reports

This Completion Report is prepared after successfully completing the project for the “Establishment and Implementation of web-based Higher Education Management Information System (HEMIS) Software under the UGC directives for Digitalization of higher education as per the notice of the Guideline of UGC. The UGC has set a goal to establish and implement a centralized, integrated, comprehensive, web-based Higher Education Management Information System (HEMIS) at campuses to be integrated with the HEMIS established in the University Grants Commission (UGC) via the University. The system's architecture is envisioned to centralize and streamline data from affiliated campuses, enabling UGC to determine and allocate grants more efficiently.

The HEMIS Software is a user-friendly, multithreading, multiuser, comprehensive, dynamic, scalable, visually appealing, interoperable, and secure web-based software application under the latest platform as suggested in the guidelines by the UGC. After inputting the data of the concerned sectors of higher education, like students' enrollment, Teaching staff, non-teaching staff, upgrades, and graduation by academic year by gender, faculty, level, and so on, to manage digital records and carry out informed decisions with the help of this system.



Section 2: Campus level, Program, Faculty



2. Academic Programs

Sisne Shiksha Campus, currently offers Two main academic programs that cater to the interests and career goals of students. These are the **Bachelor in Education (B.Ed.)** and the **Master in Education(M.ED)**. programs are designed to provide theoretical knowledge as well as practical skills in their respective fields.

The figure below shows the levels, faculties, and programs offered on the campus. Currently, two faculties are in operation: Bachelor in Education and Master in Education. The system also includes an option to add new faculties in the future.

Table 1: Level, Faculty and Programs

S.No.	Program Name	Level	Faculty
1.	Bachelor in Education (B.Ed)	Bachelor	Education
2.	Master in Education(M.Ed)	Master	Education



Section 3: Student Enrolment

A handwritten signature in black ink, appearing to be 'S. M. J.', located to the left of the logo.

3. Student Enrolment

In the Sisne Shiksha Campus, there are total of 378 students are enrolled, with 249 females and 129 males. The Master's in Education program has 70 students; the Bachelor's in Education program has 308 students. The details report of the student enrollments has been showing in the subtopics of the reports.

3.1. Student Enrollment/Registration Detail

Student Enrollment/Registration Detail Report By F.Y/Batch: Name (Full), Roll No, District, Local Level, ethnicity, Gender, Age, Batch Year, Faculty, Level, and Program, and many more details are presented in various reports etc.

The detail information of each student will be recorded in the enrollment. The part of the key information of the system is presented below for instance.

S.No.	Full Name	Gender	DOB(BS)	Ethnicity	Batch Year	Semester/Year	Roll No	Uni Reg. No.	Phone No.	Level	Faculty	Program	Status	Actions
1	MANJU BUDHACHEETRI	Female	2055/06/26	Chhetri	2079	Fourth semester	1		9864710636	Master	Education	M. Ed.	Verified	⋮
2	SHOVA B.M.	Female	2048/01/06	Janajati	2079	Second semester	2		9848185480	Master	Education	M. Ed.	Verified	⋮
3	KARMASINGH B.K.	Male	2044/03/11	Dalit	2079	Second semester	3		9866963828	Master	Education	M. Ed.	Verified	⋮
4	BISHAL PUN	Male	2054/12/12	Janajati	2079	Fourth semester	4		9866904656	Master	Education	M. Ed.	Verified	⋮
5	PURNA KUMARI BUDHA	Female	2050/12/25	Janajati	2079	Second semester	5		9868965335	Master	Education	M. Ed.	Verified	⋮
6	BAM KUMARI PUN	Female	2050/10/15	Janajati	2079	Second semester	6		9866081762	Master	Education	M. Ed.	Verified	⋮

Figure 1: Students enrollment details

The HEMIS system provides an opportunity to input data for the actual enrollment of students at the campus. The table above displays key information of enrolled student such as Full Name, Gender, Ethnicity, Date of Birth, Batch Year, Semester/Year, Roll Number, University Registration Number, Phone Number, Level, Faculty, Program, and more. The various data of enrolled students is presented in various type of report as suggested in the reporting guideline.



3.2. Total number of students by faculty, level, program, and gender

In total, Sisne Shiksha Campus serves **378 students**, with a significant female majority, reflecting the campus's inclusive approach to higher education.

The **Faculty of Education** offers the **Bachelor in Education (B.Ed.)**, **Master in Education** programs, which are the most populated program on campus. A total of **308 students** are enrolled, including **93 male** and **215 female** students in **B.Ed** and **70 students** are enrolled, including **36 male** and **34 female** students in **Med.Ed**.

Table 2. Total number of students by Faculty and gender

S.No.	Program Name	Level	Faculty	Gender				
				Male	Female	others	GPI	Total
1	Bachelor in Education	Bachelor	Education	93	215	0	2.31	308
2	Master in Education	Master	Education	36	34	0	0.94	70
Grand Total				129	249	0	1.93	378

3.3. Total students by faculty, level, program, and ethnicity

In terms of ethnicity, Janajati represent the largest group with 214 students, followed by Brahman (11), Dalit (45), Tharu (2), Chhetri (90) and Others(16). The data highlights a notable gender imbalance and ethnic diversity across both programs.

Table 3. Total number of students by Faculty and ethnicity

S.No.	Program Name	Level	Faculty	Ethnicity								
				Brahman	Dalit	Muslim	Tharu	Janajati	Others	Madhesi	Chhetri	Total
1	Bachelor in Education	Bachelor	Education	7	38	0	1	182	12	0	68	308
2	Master in Education	Master	Education	4	7	0	1	32	4	0	22	70
Grand Total				11	45	0	2	214	16	0	90	378




3.4. Total number of students by program and gender

A total of 378 students are enrolled across bachelor and master level programs: Education under the Bachelor in Education and Master in education. The given table presents enrollment data for bachelor's in education under the Faculty of Education and Master in Education under the faculty of Education.

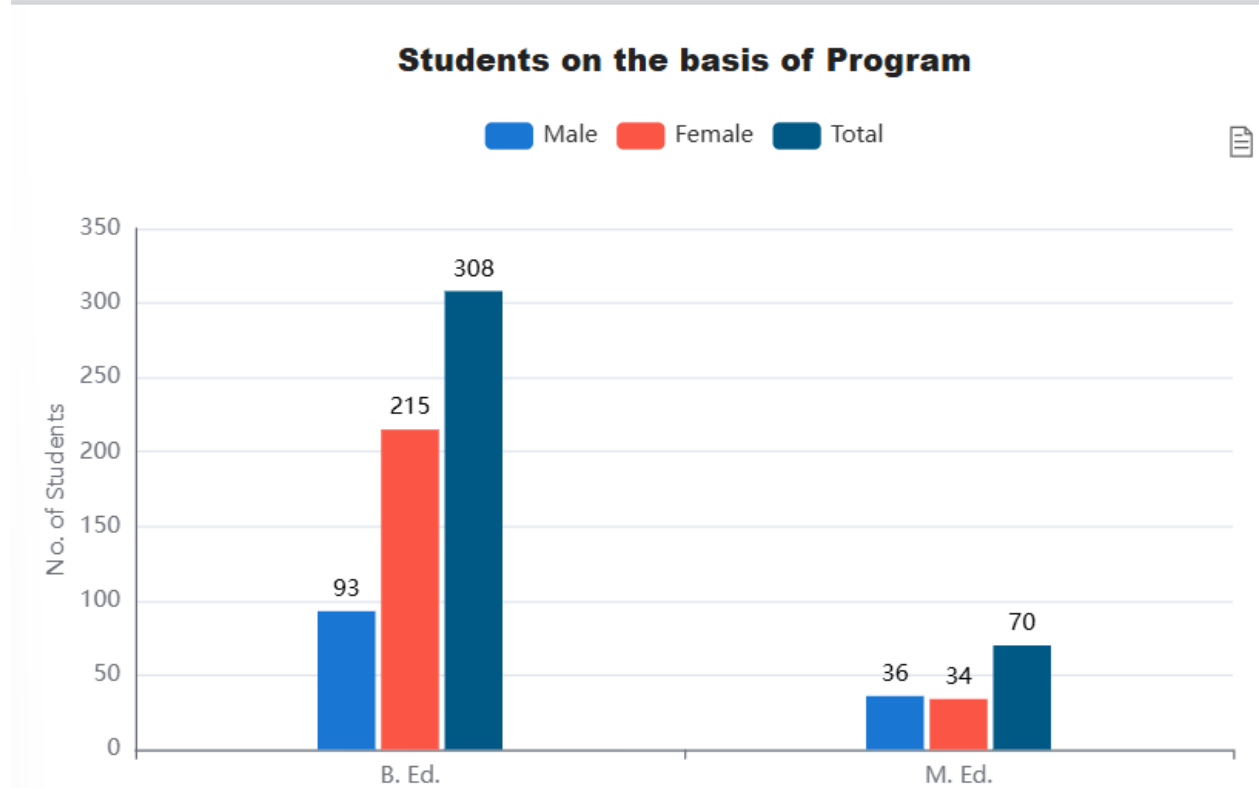


Figure 2: Total number of students by Program and Gender

The above bar graph presents the number of male, female, and total students enrolled in Two academic programs: B.Ed. and M.Ed.

In the B.Ed. program, there are 93 male students and 215 female students, totaling 308 students.

In the M.Ed. program, there are 36 male students and 34 female students, totaling 70 students.

Overall, in all programs, female students outnumber male students.



3.5. Total students by program, ethnicity, and gender

Sisne Shiksha Campus has a total of **378 students** enrolled across two programs: **Bachelor in Education (B.Ed.)** and **Master in Education (M.Ed.)**. Among them, **129 are male** and **249 are female**.

Table 4. Total number of students by Program, ethnicity, and gender

S.No.	Program Name	Level	Faculty	Gender					Ethnicity								
				Male	Female	others	GPI	Total	Brahman	Dalit	Muslim	Tharu	Janajati	Others	Madhesi	Chhetri	Total
1	Bachelor in Education	Bachelor	Education	93	215	0	2.31	308	7	38	0	1	182	12	0	68	308
2	Master in Education	Master	Education	36	34	0	0.94	70	4	7	0	1	32	4	0	22	70
Grand Total				129	249	0	1.93	378	11	45	0	2	214	16	0	90	378

3.6. Number of students by faculty and gender

The campus currently operates Faculty of Education . Figure 3 illustrates the number of students enrolled in each faculty, categorized by gender (male and female), along with the total student count. There are **249 female** and **129 male** students studying under the Education faculty, totaling **378 students**.

Students on the basis of Faculty

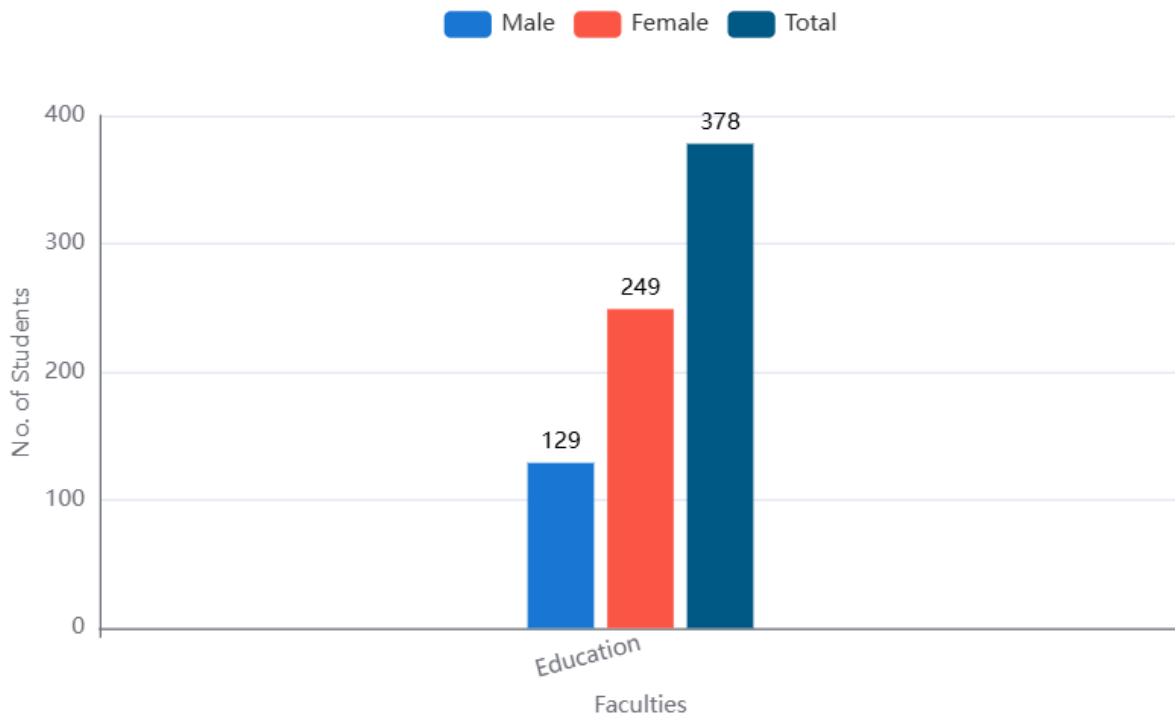
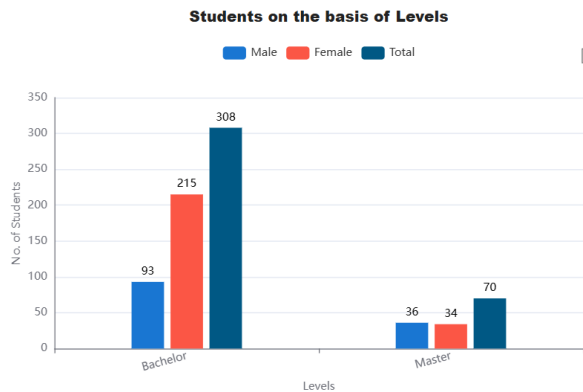


Figure 3: Total number of students by faculty



3.7. Students by level and Gender



Sisne Shiksha Campus offers programs at both the Bachelor and Master levels. At the Bachelor level, there are **215 female** and **93 male** students, making a total of **308 students**. At the Master level, there are **34 female** and **36 male** students, totaling **70 students**. The number of females significantly exceeds that of males at the Bachelor level.

Figure 4: Total number of students by level and gender

3.8. Student Enrollment by Age Group

The table presents the distribution of 378 individuals by age group and gender. In the "Below 18" category, there are 6 people, with 1 males and 5 females. The largest group is "18-22," comprising 130 individuals, including 29 males and 101 females. The "23-27" age group has 138 people, with 49 males and 89 females. In the "28-32" group, there are 66 individuals, consisting of 32 males and 34 females. The "Above 32" group includes 38 people, with 18 males and 20 females. Across all groups, no individuals identified as "Others," and the overall count shows 129 males and 249 females, with females significantly outnumbering males.

Table 5: Total number of students by Age and Gender

S.No.	Age Group	Gender			
		Male	Female	Others	Total
1	Below 18	1	5	0	6
2	18-22	29	101	0	130
3	23-27	49	89	0	138
4	28-32	32	34	0	66
5	Above 32	18	20	0	38
Grand Total		129	249	0	378



3.9. Students by province, ethnicity, and gender

The analysis of students by province, ethnicity, and gender shows that enrollment at Sisne Shiksha Campus is spread across multiple provinces. All 378 students include 308 in the **Bachelor in Education**, and 70 in the **Master in Education** programs. Students are primarily from **Lumbini Province**, with significant representation from **Karnali** and **Sudurpashchim** provinces. There is **no representation** from **Koshi, Bagmati, Gandaki, Madhesh** provinces.

Table 6. Students by province, ethnicity and gender

S.No.	Program	Koshi	Madhesh	Bagmati	Gandaki	Lumbini	Karnali	Sudurpashchim	Total
1	Bachelor in Education	0	0	0	0	280	27	1	308
2	Master in Education	0	0	0	0	59	11	0	70
Grand Total		0	0	0	0	339	38	1	378



Section 4: Pass Rate



4. Students appeared in the exam and passed rate

In 2081/082, out of 111 students, only 90 passed, resulting in a **81.08% pass rate**, with **81.08%** in bachelor's in education.

Table 7: Students' pass rate by program

S.No.	Program	Total Appeared students in Exam				Total passed Students				Pass Percent (%)			
		Male	Female	Others	Total	Male	Female	Others	Total	Male	Female	Others	Total
1	Bachelor In Education	45	66	0	111	36	54	0	90	80.00	81.82	0.00	81.08
2	Master In Education	0	0	0	0	0	0	0	0	0.00	0.00	0.00	0.00
Grand Total		45	66	0	111	36	54	0	90	80.00	81.82	0.00	81.08



Section 5: Graduate and Dropout Information



5. Student's graduation and dropout information

The report shows the Graduate information of the campus. The report shows the number of students who graduated from the Campus in a particular fiscal year and their distribution by gender and ethnicity. There are tabulated reports related to graduation information. There are a number of graduate students by gender and ethnicity available in the HEMIS.

5.1. Number of graduated students by gender

The number of students who graduated in a 2077/078 fiscal year in the Sisne Shiksha Campus is presented in the table below. The number of graduated students by gender is presented in the table below.

Table 8: Number of graduated students by Gender

Select Fiscal Year 2077/078		Select Level Bachelor		Select Faculty Education		EXPORT	
S.No.	Program	Gender					
		Male	Female	Other	Total		
1	Bachelor in Education	2	4	0	6		
Grand Total		2	4	0	6		

5.2. Number of graduated students by fiscal year

The number of students who graduated in a 2077/78 to 2081/082 fiscal year in the Sisne Shiksha Campus is presented in the table below with their ethnical distribution.

Table 9: Total number of graduated Students by fiscal year

S.No.	Program	Last 5 fiscal years				
		2077/078	2078/079	2079/080	2080/081	2081/082
1	Bachelor in Education	6	2	0	0	0
Grand Total		6	2	0	0	0



5.3. Dropout

This section shows the student dropout summary by gender and ethnicity in a particular fiscal year in a particular program. The student left the college and didn't attend in exam of a particular year/semester, considered as dropout students.

5.4. Number of students dropout by last 5 Years

The total number of dropouts across both faculties over the last five fiscal years is **212**, The dropout numbers have varied each year, with the highest number recorded in fiscal year 2081/082 (212 dropouts).

Table 10: Number of dropout students in different program by gender

S.No.	Program	Gender			
		Male	Female	Other	Total
1	Bachelor in Education	65	147	0	212
Grand Total		65	147	0	212



Section 6: Gender Parity Index (GPI)



6. Gender Parity Index

The **Gender Parity Index (GPI)** is a statistical measure used to assess the relative access and participation of males and females in a particular educational context. Typically, it is expressed as a ratio:

The Formula for GPI is as below:

$$\text{GPI} = \frac{\text{Number of females enrolled or attaining a certain level}}{\text{Number of males enrolled or attaining that same level}}$$

A GPI value close to **1.0** indicates parity between genders, whereas values below or above 1.0 suggest disparities:

GPI helps in understanding whether policies are successfully addressing gender imbalances. Data-driven insights from GPI can guide targeted interventions, such as scholarships, support programs, and outreach efforts. Educational authorities use GPI to monitor progress towards gender equality goals and to set benchmarks for improvement.

The GPI index by program, level, and faculty is shown in the table below.

6.1. Overall GPI in Enrollment Record

The GPI of the campus by program is presented in the table below.

Table 11. GPI index of the campus by program

S.No.	Program Name	Level	Faculty	Gender				
				Male	Female	others	GPI	Total
1	Bachelor in Education	Bachelor	Education	93	215	0	2.31	308
2	Master in Education	Master	Education	36	34	0	0.94	70
Grand Total				129	249	0	1.93	378

The more female students studying on our campus is based on the calculated GPI shown in the above table. A GPI of 1.93 shows that the campus has a significantly higher proportion of female students compared to male students. In other words, nearly three female students are enrolled for every one male student.



Section 8: Teachers and Staff



7. Teaching and Non-Teaching Staff

Sisne Shiksha Campus has a total of 12 staff, including teaching and Non-teaching staff. The Non-teaching staff is categorized by Ass. Accountant and Peon. The report shows the staff record from different perspectives of the reporting as Gender, Qualification, Ethnicity, joining type, Post, Categories, and etc.

7.1. Teaching Staff

All the teaching staffs details of our campus is presented in the table below. The teaching members' details are summarized by the post, joining type, and gender.

7.1.1. Total number of teachers by their Teaching faculty and gender in the college

The college has a total of **12 teachers** in the Education faculty. Among them, there are **11 male** and **1 female** teachers.

Table 12. Total no of Teachers by their Teaching faculty and gender

S.No.	Faculty	Gender			
		Male	Female	Others	Total
1	Education	11	1	0	12
	Grand Total	11	1	0	12



7.1.2. Total number of teachers by their position

The institution employs a total of teaching staff across various positions. Among them, there are 1 male lecturers, 10 male and 1 female Asst. Lecturer. No other genders are represented in the data. Overall, the teaching staff comprises 11 males and 4 females.

Table 103: Total number of teaching staff by position

S.No.	Position	Male	Female	Others	Total
1	Lecturer	1	0	0	1
2	Asst. Lecturer	10	1	0	11
	Total	11	1	0	12

7.1.3. Teaching staff according to Departments

The summary shows the distribution of teachers across 5 departments. The Department of Education Planning & Management has a total of 2 teachers, including only 1 male, The Department of English Education has 3 male teachers, The Department of Health & Physical Education has a total of 2 male teachers, The Department of Nepali Education has a total of 4 teachers, including 3 male and 1 female teachers, The Department of Population Education has 1 male teacher. Overall, there are teachers in total 11 male and 1 female, across all the departments.

Table 11: Teachers by Departments

S.No.	Department	Male	Female	Others	Total Teachers	Total Students	Ratio (Student/Teacher)
1	Education Planning & Management	2	0	0	2	0	0
2	English Education	3	0	0	3	0	0
3	Health & Physical Education	2	0	0	2	0	0
4	Nepali Education	3	1	0	4	0	0
5	Population Education	1	0	0	1	0	0
	Total	11	1	0	12	0	0



7.2. Non-teaching Staff

All the non-teaching staff working in our campus is presented in the table below. The non-teaching members' details are summarized by the post, joining type, and gender.

7.2.1. Non-teaching staff according to their position

The summary of non-teaching staff at Sisne Shiksha Campus shows a total of 2 members. There is 1 male Accountant and 1 Peon staff.

Table 12. Non-teaching staffs according to their position

S.No.	Position	Male	Female	Others	Total
1	Ass. Accountant	1	0	0	1
2	Peon	1	0	0	1
Grand Total		2	0	0	2

7.2.2. Non-teaching staff by Section

The given table presents the distribution of non-teaching staff at Sisne Shiksha Campus, revealing a total of two personnel across different administrative roles. Specifically, there is one Accountant, and one Peon member.

Table 13. Non-teaching staff by Section

S.No.	Section	Male	Female	Others	Total
1	Account	1	0	0	1
2	Administration	1	0	0	1
3	Computer Lab	0	0	0	0
4	Library	0	0	0	0
Grand Total		2	0	0	2



Section 9: Student-Teacher Ratios



8. About Student-Teacher Ratios

The **student-teacher ratio** is a metric used to measure the number of students assigned to each teacher in a college. It gives an idea of the average class size and how much individual attention a student might receive. Lower ratios usually indicate smaller class sizes, allowing for more personalized instruction and Higher ratios might suggest crowded classrooms, which can impact learning quality. The standard formula of the student-teacher ratio is as below:

$$\text{Student-Teacher Ratio} = \frac{\text{Number of Students}}{\text{Number of Teachers}}$$

The Student-teacher ratio is a key indicator that reflects the level of attention and support students may receive in an educational setting.

8.1. Student-Teacher Ratios on Campus

In the given data, the Faculty of Education has 12 teachers and 378 students, resulting in a ratio of approximately 31.5 students per teacher. This suggests a fairly balanced distribution, where each teacher is responsible for around 31 students, allowing for manageable class sizes and the potential for more personalized instruction. Similarly, the Faculty of Management, with 12 teachers and 378 students, shows a slightly higher ratio of 31.5, indicating a similar level of instructional support.

Table 14: Student-Teacher Ratios in the Campus

S. No.	Faculty of the Teacher	Total no. of Teachers	Total no. of Students	Ratio (student/teacher)
1	Education	12	378	31.5

Sources: HEMIS 2081/082

Overall, the ratios in Education within a reasonable range, which may contribute positively to the quality of teaching and learning experiences. Maintaining a student-teacher ratio around 20:1 is often considered ideal for fostering effective communication, engagement, and academic success.

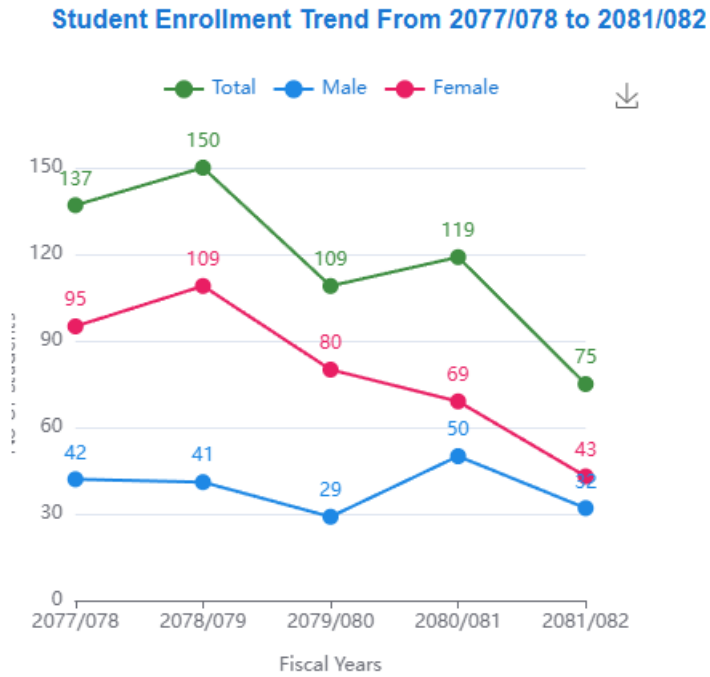


Section 10: Recent Trends (Enrollment, Graduates, Pass Rates, and Financing)



9. Student Enrollment Trends

The graph illustrates the changing pattern of student enrollment from the academic year 2077/078 to 2081/082, highlighting both total and gender-specific figures. In 2077/078, total enrollment stood at 137, with female students noticeably outnumbering males. This upward momentum continued into 2078/079, which marked the highest enrollment across all categories, reaching 150 students—109 of them female and 41 male. However, this peak was followed by a sharp decline

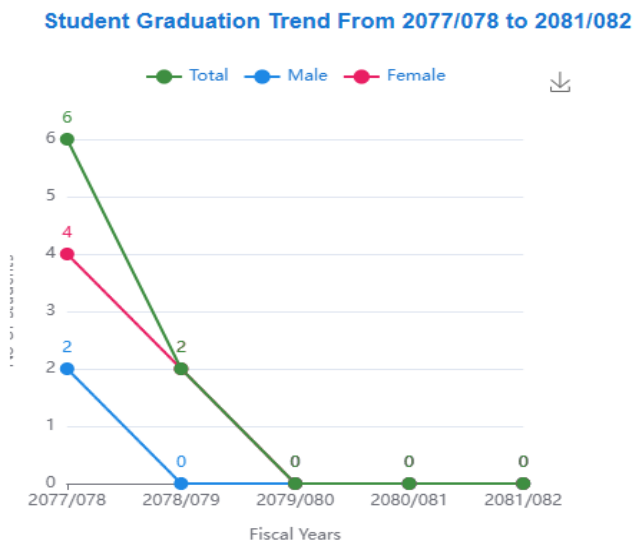


in 2079/080, particularly among male students, reducing the total to 89. A mild recovery occurred in 2080/081, with an increase in male enrollment overtaking female figures for the only time in the period. Nonetheless, the final year, 2081/082, showed another drop, bringing the total down to 75 students, with female numbers declining steadily and males slightly decreasing as well. The data suggests a significant fluctuation in enrollment patterns, possibly influenced by external social, economic, or institutional factors, with female students consistently contributing a larger share until the later years.

Figure 5: Student Enrollment Trends since 2077/078- 2081/082

9.1. Student Graduates Trends

The graph shows that student graduations at Sisne Shiksha Campus fluctuated between 2077/078 and 2081/082, with male graduations steadily declining from 6 to 2 between 2077/078 and 2079/080 before slightly rising to 4 by 2079/080, while female graduations peaked at 4 in 2079/080, dropped to 0 in 2080/081.




9.2 Financing

Community campuses in Nepal, Like us, receive financial support primarily through government grants, local community contributions, and student's fees. The government of Nepal provides various types of funding to community campuses to ensure accessible and affordable education for students, especially in rural and sumi-urban areas

Income & Expenditure Entry List								
Filter by Fiscal Year 2080/081								
S.No	Head Name	Head Type	F.Y	Date of Entry	Income Amount	Expenditure Amount	Remarks	Action
1	Admission Fee	Income	2080/081	2081-03-30	Rs. 1276000	-		EDIT
2	Monthly	Income	2080/081	2081-03-30	Rs. 1276000	-		EDIT
3	Certificate	Income	2080/081	2081-03-30	Rs. 75000	-		EDIT
4	T U Exam Fee	Income	2080/081	2081-03-30	Rs. 551270	-		EDIT
5	Registration	Income	2080/081	2081-03-30	Rs. 41750	-		EDIT
6	Practice Teaching	Income	2080/081	2081-03-30	Rs. 213800	-		EDIT
7	Practical & Project Work	Income	2080/081	2081-03-30	Rs. 125855	-		EDIT
8	UGC Grants	Income	2080/081	2081-03-30	Rs. 6881168	-		EDIT
9	Province Grants	Income	2080/081	2081-03-30	Rs. 1080000	-		EDIT
10	Bank Interest	Income	2080/081	2081-03-30	Rs. 19804	-		EDIT
11	Salary	Expenditure	2080/081	2081-03-30	-	Rs. 2952675		EDIT
12	Travel	Expenditure	2080/081	2081-03-30	-	Rs. 240200		EDIT
13	Exam	Expenditure	2080/081	2081-03-30	-	Rs. 1198385		EDIT
14	Satationery	Expenditure	2080/081	2081-03-30	-	Rs. 84458		EDIT
15	Charges and Commissions	Expenditure	2080/081	2081-03-30	-	Rs. 50000		EDIT



16	Student Welfare	Expenditure	2080/081	2081-03-30	-	Rs. 64106	EDIT
17	Audit	Expenditure	2080/081	2081-03-30	-	Rs. 50000	EDIT
18	Publication	Expenditure	2080/081	2081-03-30	-	Rs. 53767	EDIT
19	Scholarship	Expenditure	2080/081	2081-03-30	-	Rs. 102000	EDIT
20	Book Purchase	Expenditure	2080/081	2081-03-30	-	Rs. 79664	EDIT
21	Campus renewal	Expenditure	2080/081	2081-03-30	-	Rs. 16000	EDIT
22	FSU Office Management	Expenditure	2080/081	2081-03-30	-	Rs. 90145	EDIT
23	Consultancy	Expenditure	2080/081	2081-03-30	-	Rs. 50000	EDIT
24	Building Construction	Expenditure	2080/081	2081-03-30	-	Rs. 5884294	EDIT
Total Amount:						Rs. 11540647	Rs. 10915694
Balance:						Rs. 624953	




Section 11: Annex Summary



1. Enrollment by Level, Faculty, Program, Gender and caste ethnicity

Sisne Shiksha Campus currently offers bachelor and master-level education through faculty of Education. A total of **378 students** are enrolled across these programs. the Education faculty offers the **Bachelor in Education (B.Ed)** and **Master in Education (M.Ed)** program.

In the **Education faculty**, there are **378 students** enrolled. Among them, **129 are male** and **249 are female**. The students come from various caste and ethnic backgrounds. there are **11 Brahman, 45 Dalit, 2 Tharu, 90 Chhetri , 214 Janjati** and **16 students categorized as Others**. No students from Madhesi and Muslim communities are enrolled in this faculty.

Overall, the campus has a higher proportion of **female students**, with **308 females** compared to **males**. The enrollment data also highlights a diverse student population, with significant representation from the **Janajati, Chhetri, Dalit** and **Others** categories. The **Janajati** community has one of the highest numbers, especially in the Education program.

This breakdown illustrates both the gender disparity favoring female enrollment and the broad ethnic diversity present in Sisne Shiksha Campus's student body.

S.No.	Program Name	Level	Faculty	Gender					Ethnicity								
				Male	Female	others	GPI	Total	Brahman	Dalit	Muslim	Tharu	Janajati	Others	Madhesi	Chhetri	Total
1	Bachelor in Education	Bachelor	Education	93	215	0	2.31	308	7	38	0	1	182	12	0	68	308
2	Master in Education	Master	Education	36	34	0	0.94	70	4	7	0	1	32	4	0	22	70
Grand Total				129	249	0	1.93	378	11	45	0	2	214	16	0	90	378

2. Students Enrollment by Region (Mountain, Hill and Terai)

The table presents the enrollment of 378 students across two programs and three regions: Mountain, Hill, and Terai. In the Bachelor's in Education program, there are 378 students, including 3 from Mountain, 212 from Hill, and 4 from Terai. In the Master in Education program, there are 70 students, with no students from Mountain, 69 from Hill, and 1 from Terai. Overall, the Hill region dominates enrollment with 370 students, while the Mountain and Terai regions contribute only 3 and 5 students respectively.

Table 15: Students Enrollment by Region (Mountain, Hill and Terai)

S.No.	Program	Mountain				Hill				Terai				Total
		Male	Female	Other	Total	Male	Female	Other	Total	Male	Female	Other	Total	
1	Bachelor in Education	3	0	0	3	89	212	0	301	1	3	0	4	308
2	Master in Education	0	0	0	0	35	34	0	69	1	0	0	1	70
Grand Total		3	0	0	3	124	246	0	370	2	3	0	5	378

